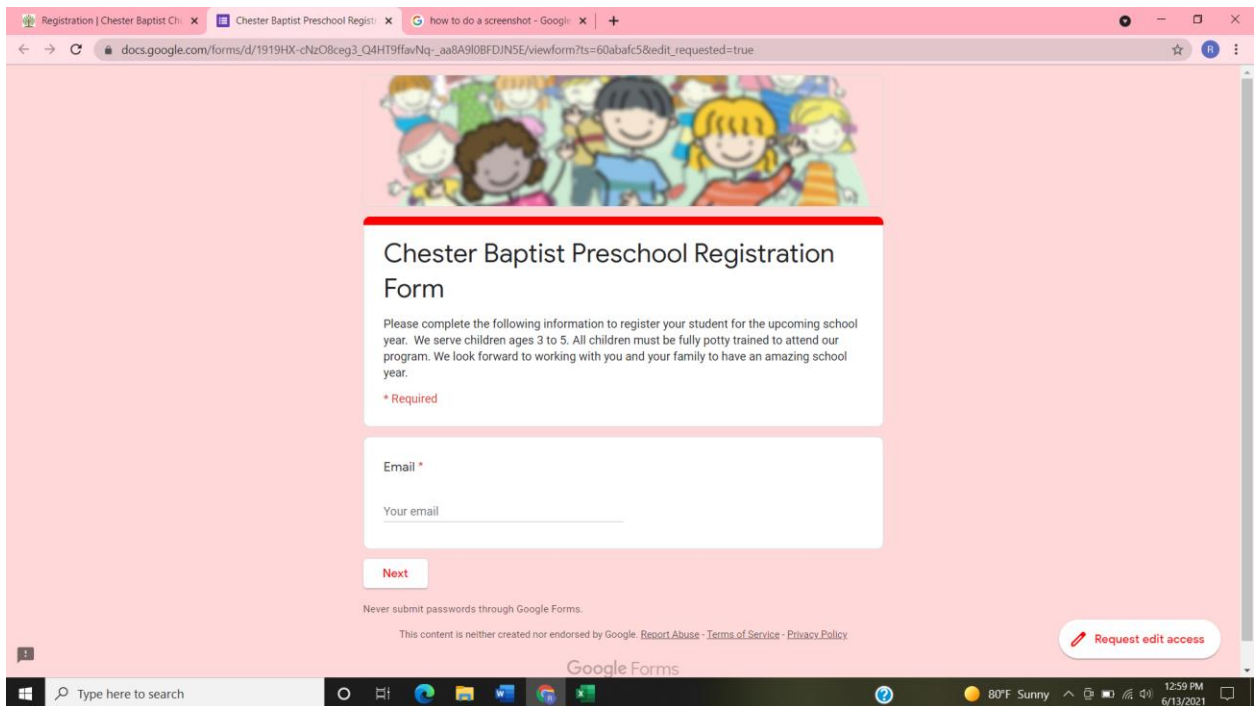


Instructions for online registration


1. Please fill out and submit the online registration form found on the registration and forms page of the Chester Baptist Church/preschool website.



The screenshot shows a web browser window displaying a Google Form titled "Chester Baptist Preschool Registration Form". The form is set against a light pink background. At the top, there is a colorful illustration of diverse children. Below the illustration, the form title is displayed in a white box with a red border. The text below the title explains the purpose of the form and includes a note about potty training. A red asterisk indicates a required field. Below this, there is a text input field labeled "Email *" with the placeholder text "Your email". A red "Next" button is positioned below the input field. At the bottom of the form, there is a "Request edit access" button. The browser's address bar shows the Google Forms URL. The Windows taskbar is visible at the bottom of the screen, showing the search bar, taskbar icons, and system tray information including the date and time (12:59 PM 6/13/2021).

Registration | Chester Baptist Ch... Chester Baptist Preschool Registi... how to do a screenshot - Googl... x | +

docs.google.com/forms/d/1919HX-cNzO8ceg3_Q4HT9fawNq...aa8A9i08FDjN5E/viewform?ts=60abafc5&edit_requested=true



Chester Baptist Preschool Registration Form

Please complete the following information to register your student for the upcoming school year. We serve children ages 3 to 5. All children must be fully potty trained to attend our program. We look forward to working with you and your family to have an amazing school year.

* Required

Email *

Your email

Next

Never submit passwords through Google Forms.

This content is neither created nor endorsed by Google. [Report Abuse](#) - [Terms of Service](#) - [Privacy Policy](#)

[Request edit access](#)

Google Forms

Type here to search

80°F Sunny 12:59 PM 6/13/2021

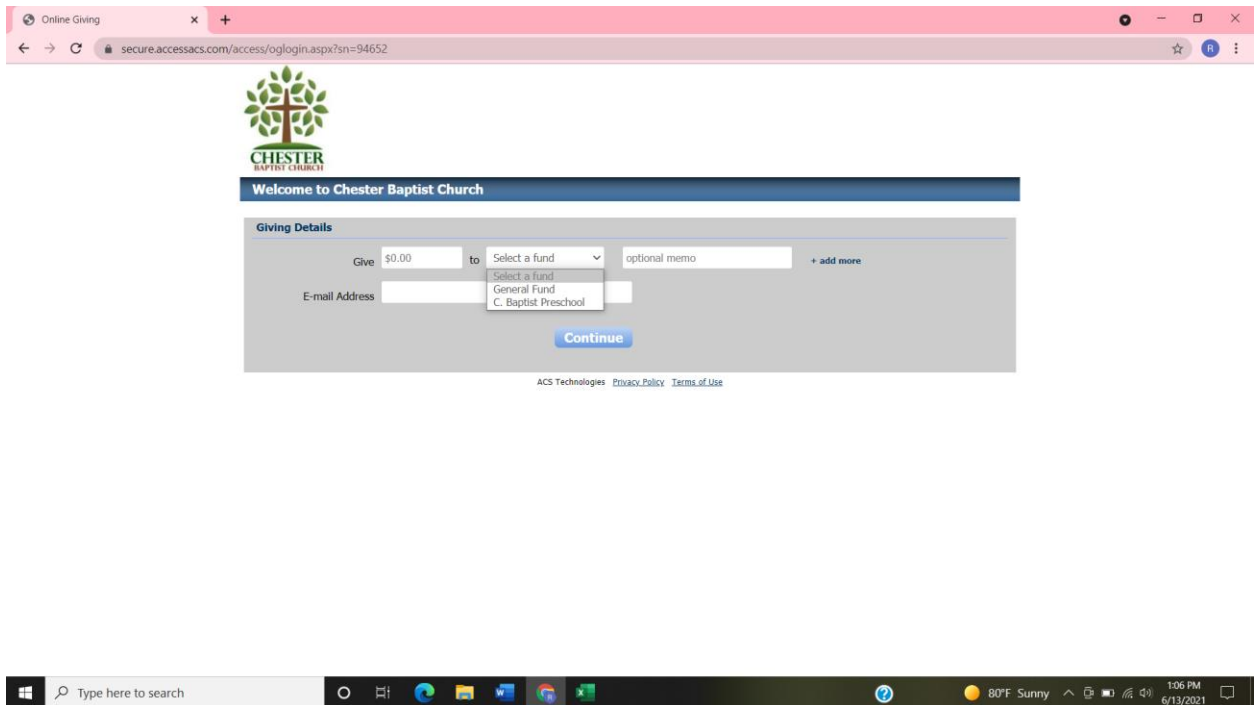
Next...

2.) If you would like your child to receive monthly Chick Fil A, please fill out that online form found on the Registration and Forms page.

The screenshot shows a web browser window displaying a Google Form titled "Monthly Chick Fil A Order Form". The form is set against a light purple background. At the top, the title is followed by a paragraph: "We will be having Chick Fil A day once a month (September through May) during this school year. The cost for this year will be \$50.00 and must be ordered when you register. We will not be able to accept orders monthly." Below this is a red asterisk and the word "Required". The form contains several input fields: an "Email" field with a red asterisk and the placeholder "Your email"; a dropdown menu labeled "Please choose 1 for your child. *" with the text "Choose" and a downward arrow; another dropdown menu labeled "Side item (please choose one) *" with the text "Choose" and a downward arrow; and a third dropdown menu labeled "Drink (please choose one) *" with the text "Choose" and a downward arrow. In the bottom right corner of the form area, there is a button with a pencil icon and the text "Request edit access". The browser's address bar shows the URL "docs.google.com/forms/d/1Jkvup21mFq5rv1Mo6jozAcCoK7H6Efob5WLuJKMwfO0/viewform?ts=60b3e7cd&edit_requested=true". The Windows taskbar is visible at the bottom, showing the search bar, taskbar icons, and system tray with the date "6/13/2021" and time "1:01 PM".

Next...

3) To complete registration and do an online payment, go to the “Giving” tab on the Chester Baptist website. You will see a pull-down menu on the “Select a fund” section. Select “C. Baptist Preschool”. You will be able to enter the amount of your payment in the “Give” box.



The screenshot shows a web browser window with the URL `secure.accessacs.com/access/oglogin.aspx?sn=94652`. The page features the Chester Baptist Church logo and a "Welcome to Chester Baptist Church" header. Below this is a "Giving Details" form with the following fields:

- "Give" field: \$0.00
- "to" field: A dropdown menu labeled "Select a fund" with a list containing "Select a fund", "General Fund", and "C. Baptist Preschool".
- "optional memo" field: An empty text box.
- "E-mail Address" field: An empty text box.
- "Continue" button: A blue button at the bottom of the form.

At the bottom of the browser window, the Windows taskbar is visible, showing the search bar, taskbar icons, and system tray with weather (80°F Sunny) and date (6/13/2021).

After you have completed these online forms, you will need to have your pediatrician complete the School Entrance Health Form found on the Registration and Forms page of the website. You will also need to schedule with the preschool Director a time to bring your child’s birth certificate to preschool so a copy can be made, per the Department of Social Services requirements. These two documents must be turned in prior to the first day of school August 30th.